
heylo housing
Secured Bond PLC

heylo

Bond Investor Report

September 2023



heylohousing.com

Business Overview

As of 30th Sep 2023, the company owns and manages 126 properties, 121 with its Home Reach product and 5 with its Your Home product and spread across 52 sites, and received £3.2m of grant.

Rent collection average for period was 99.43%.

The passing rent of the portfolio at 30th September 2023 was £604,309

The company currently has cash balances of c. £0.2m which it will invest in further properties in due course

Issuance Date 29/10/2018

GBP GBP

Amount issued £20,000,000

Retained by company £4,575,600

Publicly held £15,424,400

Current Accreted Aggregate Notional Amount (CNIA) £19,983,529

Maturity 2028

Coupon 1.625%

Listing London

ISIN XS1880955007

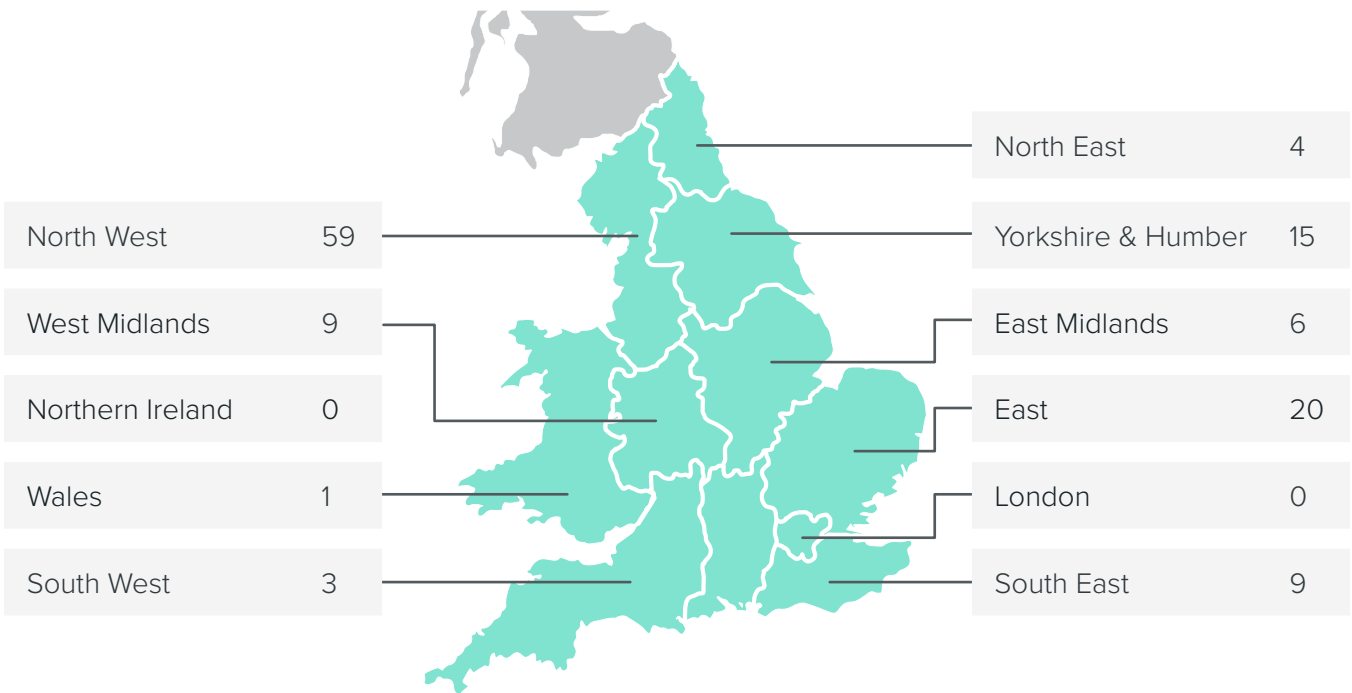
Base Index Figure	Feb-18	278.1
Limited Index Ratio (t-1)	Mar-23	1.234090
Interest Payment Reference Month : Index (t-1)	Jul-22	343.2
Interest Payment Reference Month : Index (t)	Jan-23	360.3
Limited Indexation Factor : LPI (t)		1.049825
Limited Index Ratio (t)	Sep-23	1.295579

Properties	126
EUV-SH	£22,651,041
Charged cash	£2,271,292
Operating cash	£134,140
"Aggregate nominal amount of Notes outstanding under the Programme"	£15,424,400
"Aggregate nominal amount of Notes calculated on the basis of their respective Current Notional Indexed Amount (CNIA)"	£19,983,529

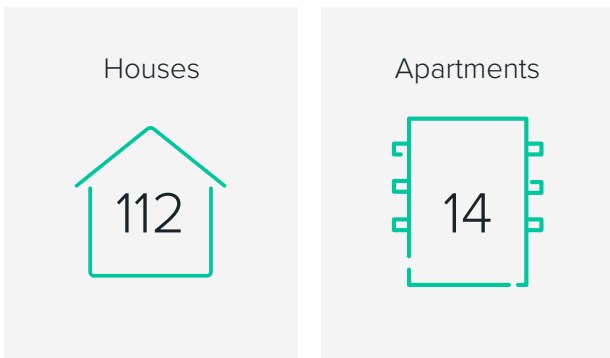
Total Payments Received =	£1,559,619
Senior Costs =	£379,118
TPR – SC =	£1,180,501
Total Bond Payments =	£316,200
Debt Service Cover Ratio	3.73

Total Value of Properties =	£22,651,041
Total Aggregate Charged Cash =	£2,271,292
CNIA =	£19,983,529
Asset cover	1.28


Count by Region



Count by Type



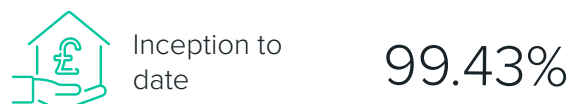
Count by Bedrooms



Count Total



Rent Collection



heylo housing
Secured Bond PLC